

# Lower School Phonics Presentation

2018



# Aims of meeting

What is phonics?

How you can support at home

# What is phonics

This is the method of teaching people to pronounce and spell words by learning the sounds of letters and letter groups.

This is one of the ways in which we teach reading.

# Terminology

Phoneme – sound in English

e.g. c for cat

Grapheme – spelling choice for a phoneme

e.g. c a t

Graph - one letter spelling choice

e.g. c

Digraph – 2 two letter spelling choice

e.g. ch in chop

Trigraph – 3 letter spelling choice

e.g. igh in night

# Reading target terminology – Band 1

- Know the letter sounds of all the letters and letter groups. (40+ phonemes) e.g. **s a t p i n**
- To read new words correctly by blending the letter and letter group sounds e.g. d-o-g for dog.
- CCVC word– this is consonant, consonant, vowel, consonant e.g. **s-p-o-t**

# Reading target terminology – Band 1

- CVCC word– this is consonant, vowel, consonant, consonant e.g. **t-e-n-t**
- Note – this will not always be a four letter word, as **c-l-o-ck** as 2 or more letters can make one sound.

# Reading target terminology – Band 1

- Consonant digraph- this is 2 consonants which make one sound such as:

ff, ph, ll, ck, th, sh, ng.

- Vowel digraph – this is 2 letters which make a vowel sound such as:

ai, oa, ee, ea, oo, ir, er

- Suffixes – this is an ending to a word such as – -s, -es, -ing, -ed, -est

# Reading target terminology – Band 2

- To use the sounds to decode words automatically and improve fluency of reading.
- To read and blend all sounds taught and recognise alternative spellings for letters or groups of letters that have the same sound e.g: ai, ay, a-e (phase 5)
- To read words of two or more syllables that contain sounds that have been taught.



## Reading target terminology – Band 2

- Suffixes – this is an ending to a word such as –ing, -ed, -ful, -ly, -less, -ist
- I can read most words quickly and accurately without needing to sound and blend words I have seen before.
- Read on sight without blending.

# How you can help at home.

Check your child's reading target and make comments about their use of phonics if appropriate.

Look for digraphs when helping them to sound out words e.g boat, chip.

Help your child to learn their spellings by discussing and sounding out the spelling pattern and also using the letter names e.g. boat.

# Useful games

**Education City** – yr1 letters and sounds.

**Phonicsplay:** WWW.Phonicsplay.com

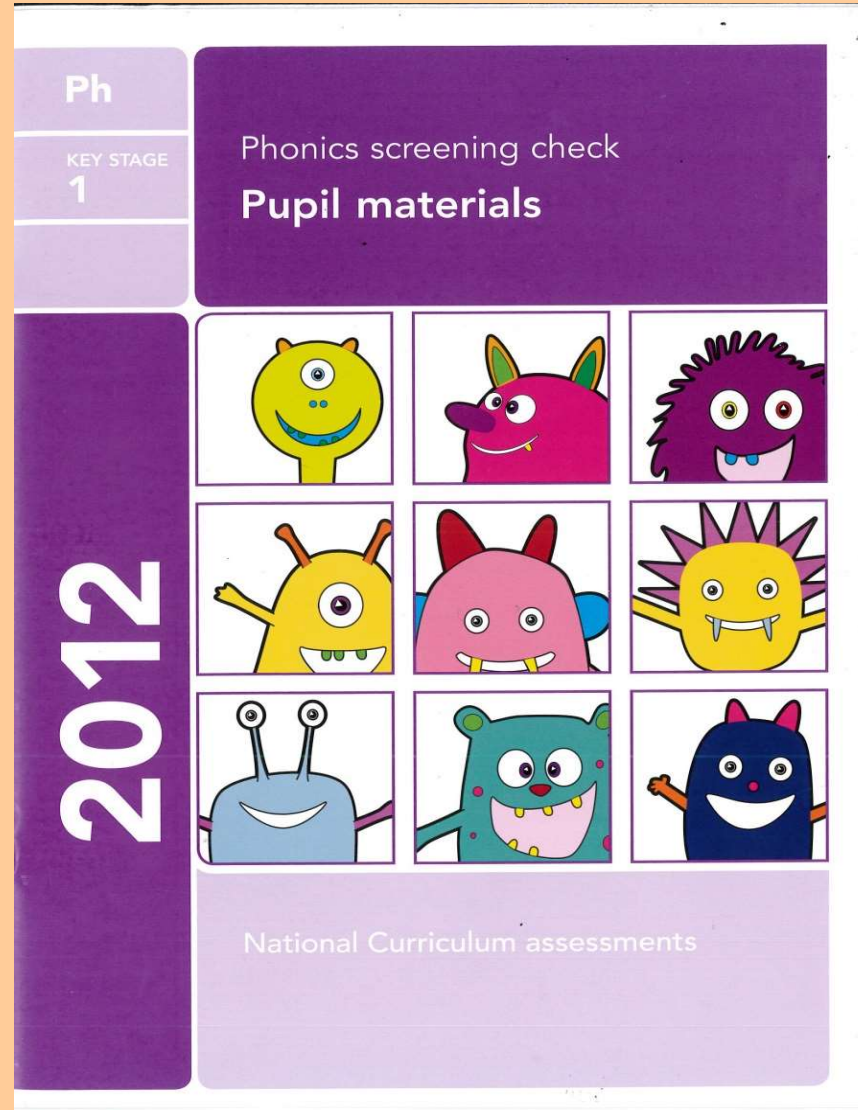
**Mr Thorne phonics** :- Geraldine the giraffe teaches letter sounds (on YouTube)

**Letters and Sounds** - Government website, useful information, resources

Sound formation


<https://www.youtube.com/watch?v=-ksbIMiliA8>

# Government Phonics Test



Section 1


pib




vus



yop



elt



Section 1

chip

jazz

farm

thorn